


10 Action Steps to Get You Started in Car Hauling



10 ACTION STEPS TO GET YOU STARTED IN CAR HAULING by Karen Powers

★★★★★ 5 out of 5

Language : English
File size : 971 KB
Text-to-Speech : Enabled
Screen Reader : Supported
Enhanced typesetting : Enabled
Word Wise : Enabled
Print length : 12 pages
Lending : Enabled



Car hauling is a lucrative business, but it can be challenging to enter. There are a lot of moving parts, and if you don't do your research, you could end up losing money. This article will provide you with 10 action steps to help you get started in car hauling.

1. Do Your Research

The first step to starting a car hauling business is to do your research. This means learning about the industry, the different types of car hauling, and the costs involved. You should also research the different insurance options available to you and make sure you have adequate coverage. Find out what permits and licenses you need from the Department of Transportation (DOT) and the Federal Motor Carrier Safety Administration (FMCSA).

2. Get the Right Equipment

The next step is to get the right equipment. This includes a car hauler trailer and a tow truck. You will also need to Free Download insurance for your equipment. It is important to make sure that your equipment is in good condition and that it is properly maintained.

3. Find Customers

Once you have the right equipment, you need to find customers. There are a few different ways to do this. You can advertise in trade publications, online, or in local newspapers. You can also network with other car haulers and brokers. Being a broker means working as an intermediary between those who want their cars shipped and drivers who haul them. Brokers usually do not own trucks or trailers. You can also contact car dealerships and offer them your services. Be sure to get everything in writing, such as details on pick-up, drop-off, and payment, with your customers and clients and keep a copy for yourself and your records.

4. Set Your Rates

Once you have found customers, you need to set your rates. This is a critical step, as you need to make sure that you are charging enough to cover your costs and make a profit. You should also research the rates that other car haulers in your area are charging.

5. Get Insured

It is important to get insured before you start hauling cars. This will protect you in case of an accident. You should also make sure that you have adequate cargo insurance to cover the value of the cars you are hauling.

6. Get Permitted and Licensed

Depending on your state, you may need to get a permit or license to haul cars. You should check with your local Department of Motor Vehicles (DMV) to find out what the requirements are in your area.

7. Market Your Business

Once you have everything in place, you need to market your business. This means creating a website, social media pages, and other marketing materials. You should also attend industry events and network with other car haulers.

8. Provide Excellent Customer Service

Providing excellent customer service is essential to the success of any business. This means being responsive to your customers' needs and going the extra mile to make sure they are satisfied. You should also be honest and upfront with your customers about the costs involved in hauling their cars.

9. Stay Up-to-Date on Industry Regulations

The car hauling industry is constantly changing, so it is important to stay up-to-date on the latest regulations. This includes changes to insurance requirements, permitting, and licensing. You should also be aware of any new technologies that can help you improve your business.

10. Be Patient

Building a successful car hauling business takes time and effort. Don't expect to become an overnight success. Just keep working hard, providing

excellent customer service, and marketing your business, and you will eventually achieve your goals.


Car hauling can be a lucrative business, but it is important to do your research before you get started. By following these 10 action steps, you can increase your chances of success.

Additional Tips

Here are a few additional tips to help you get started in car hauling:

- Join a car hauling association.
- Get involved in your local community.
- Stay positive and never give up.

With hard work and dedication, you can build a successful car hauling business.



10 ACTION STEPS TO GET YOU STARTED IN CAR HAULING

by Karen Powers

★★★★★ 5 out of 5

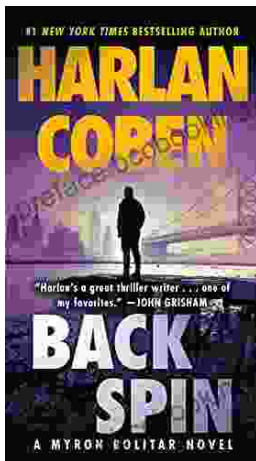
Language : English
File size : 971 KB
Text-to-Speech : Enabled
Screen Reader : Supported
Enhanced typesetting : Enabled
Word Wise : Enabled
Print length : 12 pages
Lending : Enabled





Master IELTS Speaking: The Ultimate Guide to Success

Kickstart Your IELTS Journey with the Most Comprehensive Guide Are you preparing for the IELTS exam but feeling overwhelmed by the Speaking section?...



Back Spin: A Thrilling Myron Bolitar Novel

Get ready to embark on a heart-pounding journey with the enigmatic Myron Bolitar, a former sports agent turned shrewd private investigator, in Harlan Coben's...